



# E - GAZETTE MK II

New Zealand Antique & Historical Arms Association Inc. # 57 October 2015

## EDITORIAL

Sadly this issue contains the Obituary for Brian McLeary an active and enthusiastic member of NZAHAA from Hawkes Bay who passed away in July (see page 2).

Congratulations to Gordon Hill of South Canterbury Branch on the award of a Perham Medal (report page 14).

I take my hat off to Otago Branch who have undertaken the restoration of a number of historical artillery pieces and made them available for public display (see Unfinished Story by Bill Lang on page 7). I am also aware of individuals within our association who have undertaken similar projects, if you are one of these people how about writing a story about your endeavours.

It should be of concern to ALL firearm owners that the Firearms Safety Programme administered by the Mountain Safety Council is falling apart as more and more volunteer instructors quit after being ignored and treated with contempt by the MSC executive. It is time the NZ Police took action to recover the situation before the knowledge and experience of so many volunteers is permanently lost to the programme.

My thanks to all of you who have contributed to this issue.

Best wishes,  
Phil



The e-Gazette Mk II is a monthly news-letter circulated free to members of the NZAHAA and their friends by e-mail only. It may be copied and forwarded to fellow collectors, we ask that any material used by others is acknowledge to this publication.

Copyright where indicated remains with the contributor of the item.

Views expressed here are those of the contributors and do not necessarily reflect those of the NZAHAA or its Branches.

All correspondence relating to the e-Gazette should be addressed to:

The Editor, Phil Cregeen at: [oilyrag@xtra.co.nz](mailto:oilyrag@xtra.co.nz)

To unsubscribe e-mail the Editor.

All correspondence relating to NZAHAA membership should be addressed to the **National Secretary:**  
**PO Box 694, Rangiora 7440** e-mail: [nzahaa.secretary@gmail.com](mailto:nzahaa.secretary@gmail.com)

**NZ Arms Register**

**[www.armsregister.com](http://www.armsregister.com)**

**Back issues of the e-Gazette will be found in the Articles section.**

**New article added: The Scottish Dirk in NZ**

## Obituary.

**Brian McLeary**

**Died 26<sup>th</sup> July 2015.**



It was a surprise to get to the last meeting to be told that one of our members had died a few days earlier. Brian was a longstanding member of Hawkes Bay Branch who attended most of the meetings, he always took part in Branch activities, displayed at Branch themes with a wide range of different items and was an interesting speaker who always told a story of them with a humorous touch. Brian was a longstanding committee member who always had an input, he was also one of our current Branch Vice Presidents.

Brian along with 3 other members formed the HB Arms museum all those years ago, and of course the popular HB arms auctions derived from this. When the museum closed Brian took up the HB Arms name and carried on with the auctions, after the auctions ceased he ran a website dealing in guns and militaria, up until his death. His knowledge of guns was vast and his 'pet' interest lay in fighting knives, and Thompson SMG's of which he had many, including rare FBI and IRA guns. Members around the country will have seen him at their auctions always after those items for his website.

Brian also had an interest in Military Vehicles, American muscle cars mainly T Birds and was also a keen sport fisher in his earlier days. His younger days were spent in Australia where he was a reporter on a Sydney newspaper. Brian was 79, his absence will be noticed at branch meetings, and his funeral was held in Napier on Thursday 30<sup>th</sup> July and was attended by many Branch members.

Robin Back

## AN INTERESTING BAYONET

Referring to the item last month pictured below left, Kevin Adams, a serious collector and L1A1 researcher, had this to say:



The L1A2 Bayonet 'fighting knife' shown in the E-Gazette is a FAKE, no such item was officially produced.

These bayonets were created by a gun dealer in Auckland and sold as 'NZ Fighting Knives'. I believe about 6 of them were assembled. The Blade is from the officially thinned Malaysian No. 5 Mark 1 Bayonet for the Jungle

Carbine. See:

[http://worldbayonets.com/Bayonet\\_Identification\\_Guide/Malaysia/malaysia.html](http://worldbayonets.com/Bayonet_Identification_Guide/Malaysia/malaysia.html)



The gun dealer couldn't sell the modified Malaysian No. 5 Bayonets so decided to make these fantasy pieces by fitting the blade to the grips/pommel of the L1A2 bayonets. The example in my collection has the cross-piece assembled the wrong way round with the chamfer of the muzzle ring facing forward. You will notice the rivets in the grip will be of a poor quality and not the usual hollow aircraft rivets that Lithgow or the army used.



As to the officially shortened L1A2 Bayonets, you will probably find there won't be any as the army disposed of about 9,000 bayonets in the 1980's to scrap after gas axing them in two, image above, I'm sure the first in the line to be done would have been the modified tip versions.

## SHARE YOUR KNOWLEDGE

**RESEARCH ASSISTANCE REQUEST** - My name is Adrian Roads & I am researching the British Pattern 1838 musket, also called the "Musket, Rank & File for Foot Guards", it is distinguished by having a back-action percussion lock. These muskets are rare & obtaining data from existing examples is challenging. If any collectors have one I would greatly appreciate being contacted to either request some photos of specific details, or I can send a questionnaire to fill out. My email address is [adrian@stonehenge.com.au](mailto:adrian@stonehenge.com.au)

# **ROYAL NAVAL AIR SERVICE**

By John Carter

The Royal Naval Air Service (RNAS) was the air arm of the Royal Navy and existed formally from 1<sup>st</sup> July 1914 to 1<sup>st</sup> April 1918.

It had all started in 1908 when the British government had recognised that the use of aircraft for military and naval purposes should be investigated, after prolonged discussions it eventually went ahead. It progressed in November 1910 when the Royal Aero Club offered the Royal Navy two aircraft with which to train its first pilots. The Club also offered its members as instructors and the use of its airfield at Eastchurch on the Isle of Sheppey. The Admiralty invited application from officers who were unmarried and could afford the Club membership fee. (obviously they had to join the club) Two hundred applicants were received, four were accepted: Lt C.R. Samson, Lt A.M. Longmore, Lt A. Gregory and Captain E.L. Gerard RMLI.

During its first year (1912) it was known as the Naval Wing of the Royal Flying Corp (RFC) and by April 1913 ten officers of the Navy Service graduated from the Central Flying School. As of 7<sup>th</sup> June 1913, 44 officers and 105 other ranks had been trained at Eastchurch, and 35 officers and men had been trained in airship work.

At the outbreak of war in August 1914 the RNAS had 93 aircraft, six airships, two balloons and 727 personnel under the command of Commander C.R. Samson.



Commander C Samson of the RNAS takes off from HMS Hibernia in his modified Shorts S.38 "hydro-aeroplane" to be the first pilot to take off from a ship underway at sea.



Another picture of Squadron Commander C.R. Samson ready to fly off his Nieuport Scout in the Dardanelles July 1915. (notice the Lewis gun mounted to shoot over the propeller)



Similar pistol to the one I owned

The Officers wore Naval uniform and khaki service dress with slight differences, their brass buttons were different from the naval ones as they had a crown over an Eagle, instead of an anchor, these buttons are often mistaken for airforce buttons except for the rope surrounding the edge. They also wore an Eagle over the rank braid on their cuffs. Their cap badge also had an Eagle in place of the usual anchor.



RNAS cap badge in bullion, quite rare



RNAS cap badge in bronze, very rare



Eagle worn on cuff




Button with eagle

## RNAS Armoured Car Division

This was the ground support crew using armoured cars including Mercedes, Rolls Royce, Lanchester, Wolseley & Talbot open topped tourers with boiler plate bolted to their chassis and fitted with an armour plated turret and a .303 Vickers/Maxim machine gun. These vehicles were used for reconnoitering into enemy territory or rescuing crews from crashed aircraft. As trench warfare developed the armoured cars could no longer operate on the Western Front and were redeployed to other theatres including the Middle East, Romania and Russia.



RNAS armoured cars during the Battle of Gallipoli, 1915.



Lanchester Armoured Car weight 5 tons  
max speed 38 mph



RNAS collar badge (right) depicting an armoured Rolls Royce (**very rare**) worn by both Officers and Other Ranks (this one for the left collar) also a cap badge worn by Senior Ranks. Officers wore Naval cap badges superimposed with the letters RNR.

Extract from a pamphlet "RN Armoured Car Division in Russia"



After the war in 1919 at a dinner held in London at the Holborn Restaurant's Venetian Room, the chair taken by the Rt Hon Winston Churchill MP, Secretary of State for War, was a special occasion to recognise the sterling work of the Russian Armoured Car Division of the RNAS and its celebrated commanding officer, Commander Oliver Stillingfleet Locker Lampson. the men present had covered more ground in armoured cars than any unit before or since. They had served in France, Belgium, Lapland, Russia, Turkey, Persia, Rumania, the Caucasus and Austria-Hungary, all in the space of four years, and their fighting record was first rate. At the completion of the dinner and after the Royal toast Commander Locker Lampson was then presented with a beautiful

silver model of a Rolls Royce armoured car fittingly engraved, to which his former officers and men had subscribed.

Amongst this small group of men were at least three from New Zealand, one of them Lt Hannah (?) the commanders secretary, kept a diary and in the Royal New Zealand Naval Museum at Devonport is a typed copy of his diary giving details of daily life (the original held by the family) together with some medal groups with Russian medals for St George and St Stanislaus and numerous photographs.



**FROM THE GUN ROOM by Andrew Edgcombe**  
**Mt Crawford Heavy AA Battery**

Over the past few years I have made an effort to visit Wellingtons numerous historic costal and AA defensive sights, previous Heavy AA sights visited were Somes Island and Pol Hill in Brooklyn and my recent visit to the Mt Crawford site on the Miramar Peninsula completes the trio of surviving Heavy AA sites, Originally Wellington boasted five Heavy AA emplacements, each with four 3.7in guns. Two of these sites have been demolished (Tinakori Hill and Mt Victoria)

The site is a short drive from the venue of the three Wellington Auctions and can be found after a quick scramble through the scrub up the hill from the Massey Memorial. I would advise visiting in the summer months and wearing suitable footwear as the day of our visit was wet and misty and following a week of rain it was rather wet and slippery picking my way through the gorse while trying to keep an eye on the boys as they ran ahead with youthful exuberance to explore the emplacements looming out of the mist above them, I wished I had their infinite energy as I trailed behind! The weather cleared momentarily as we were there and blue sky broke through the gloom giving a welcome reprieve.



**Gun emplacement, Wellington ferry terminal beyond**

**Command Post**

Typical of most of these remnants today they are adorned with the usual murals and graffiti, structurally they remain reasonably sound despite seventy plus years of weathering the elements, the design of the emplacements is much the same as the Pol Hill battery with numerous rooms adjoining the four gun pits and a reasonable Command Post being slowly engulfed by barberry. The location is spectacular with views to the north out over the inner harbour and city, the Interislander slips past lazily below and a constant stream of aircraft heads in and out of Wellington Airport overhead. A far cry from the days when the battery was garrisoned with men and guns at the ready waiting for the day they would be needed to defend the capital. Having visited the other HAA sites and knowing the location of the demolished sites Wellington had some serious defenses with twenty 3.7in Guns in total between the five HAA battery positions, it would have been quite a show had they ever been called into action.

As mentioned above the Mt Crawford HAA site is above the Massey Memorial; this in its self is built over the gun pit of the Halswell Battery built in 1899 as part of the Harbour defense system of the day. The old Halswell Battery magazines were used as magazines for the Mt Crawford HAA Battery.



**Massey Memorial**

NOTE : this site is also referred to as being Point Halswell Heavy AA Battery.

## AN UNFINISHED STORY..... By Bill Lang

Nothing is set in stone with mobile large technology heritage items, for Otago Branch to have as assets such as the former Fort Tairaroa 7" 7 ton RML barrel from Saddle Battery, the 64lb barrel from Howlett Point Battery (1 of 3), the former Moller Park C96 77mm WW1 Trophy Field Gun, the Owaka Trophy 170mm Minenwerfer & a 4" Naval gun (more details later on this subject) is an indication of how we as a group are able have stewardship of such historical Military Otago items otherwise not available to individuals.

Dealing with the past & current status of our 7" RML has been keenly followed by a small group but for the greater membership & beyond an update is in order.



Shown above is a practice by the Volunteers in the late 1880's at Saddle Battery, this structure is still in place today within the fenced area to the right of the Albatross Visitor Centre just above the cliffs. Today part of a messy seagull bird colony & not accessible to the public. Installed in 1885, the barrel was made at Woolwich with the carriage converted from an earlier pattern, the major base was made in 1879. Total weight 13.5 tons.




To give a sense of how capable the engineering was, and the scale of armament built, is a scale model (above) held at the Woolwich Arsenal "Fire Power" collection photographed recently.

Numbered left to right the following -

- |                                       |                             |
|---------------------------------------|-----------------------------|
| 1 - 6.3 Inch Howitzer.                | 9- 10 Inch 18 Tons Mk1      |
| 2 - 8 Inch Howitzer.                  | 10- 10 Inch 18 Tons Mk11    |
| 3 - 64pr Mk111. (same as ours)        | 11- 11 Inch 25 Tons Mk1     |
| 4 - 7 Inch 90cwt Mk1.                 | 12- 11 Inch 25 Tons Mk11.   |
| 5 - 7 Inch 7 Tons Mk1. (same as ours) | 13- 12 Inch 25 tons Mk1     |
| 6 - 9 Inch 12 tons Mk1.               | 14- 12 Inch 25 Tons M11.    |
| 7- 9 Inch 12 tons Mk1.                | 15- 12.5 Inch 35 Tons Mk1.  |
| 8- 9 Inch 12 Tons Mk1V                | 16- 16 Inch 80 Ton Mk1      |
| .                                     | 17- 17.72 Inch 100 Ton Mk1. |

At the end of the Volunteer period (1910) & being obsolete Otago's RML Battery's were removed, some guns were saved & Dunedin had many erected in public places.

Shown right is the 7" 7 Ton from Saddle Battery in the Queens Gardens. Installed along with the 64cwt in 1911, it remained until the DCC madness & lack of logic in 1936. The carriages were removed elsewhere & the barrels buried along side the former positions until Sat 13th March 2005, when after some hard work by our members they came into the Branch's possession.



Shown above is the 7" post removal from the Queens Gardens In 2005 with all the muck that was below in this large reclaimed area. At left a sunny morning with many interested in such an event.

Mind you there are another two from other local battery's still buried about Dunedin awaiting recovery, another story perhaps.



By 2008 when this photo was taken, a considerable amount of work both researching conservation methods & cleaning had brought the both barrels up to a stage where painting was undertaken.

Seen left are the Hon Harold Woods & the Hon Ted Andrews, not posing but at it in full gusto.






Not to be forgotten is the 6.3" barrel, weighing at only (64cwt) 3.25 tons it is still impressive.

As an organisation with a deep interest arms history & context we have been proactive in making our Branch items available for public display where possible.

Currently we have arranged a loan for display of the 7" so due to it's size, an armature is being constructed to reflect the posture & size of the original carriage & base rail. The dimensions of the carriage items are correct, but due to time constraints, a structural stand that can display the barrel & has the potential to be advanced is in progress. See following photos.



The original carriage (above left) is constructed with plate, rolled angle, forgings, castings (both bronze & cast iron) rivets and site assembled with Whitworth bolts. Yes chunky engineering. Notice elevation wheels not yet fitted as later modification.

The three basic structural plates for display loads are millimetre correct with the original carriage but will lack the full details due to display mode rather than full firing strengths required. No welding was used on the 1870's construction. These will also be bolted together.

***And why are we taking all this trouble ?***

In the third week of September the 7" barrel & stand are being installed as part of the Toitu Otago Settlers Museum "Life On the Edge - Otago Harbour Communities" Exhibition due to open later in September.



Also from the Woolwich "Fire Power" Museum this larger bit of kit.

Above 13 inch thick plate & caption above. No mucking about here with this type of deer rifle ! (6 ft + tall).

And the toy that the late leader of Iraq didn't get to assemble & use, I have stood beside this & it's only a part of a greater beast but it's HUGE.



## **DANGEROUS GOODS AND THE LOGIC OF NZ POST by Phil Moore**



### **A Dangerous item**

I recently ordered a round ball mould from the US to be shipped via "NZ Post You Shop" in Oregon.

They returned it to the vendor as it was classified "Dangerous Goods"

I contacted NZ Post by phone and they stated that this was correct as it was a "weapons part".

I tried to reason with them (Fool me) but they were adamant that it was prohibited under NZ Posts conditions.

I pointed out that it was not a Customs or Police Prohibited item but they stuck to their guns. I pointed out that this stuff is moving by post both internally and externally all the times but they said no, weapons, weapons parts or dangerous goods could not be shipped by post, and this is a good bit to the best of their knowledge. They pointed out that every parcel was examined, so I wonder how, if this is the case does it get through the mail centre at Mangare. ?

Now I need this mould for my Snider ammo so I ordered it from Reloaders Supplies, guess what?

### **It came by Post!!**

## **RUAHINE ANTIQUE ARMS INC**

**WE ARE TAKING QUALITY ITEMS, COLLECTIONS ETC FOR NEXT YEARS AUCTION  
SEPTEMBER 2016,**

**Cut off time will be end of May or when full  
PLEASE PHONE TONY MATTHEWS  
On 06 374 9164 or 027 244 5186  
OR EMAIL  
ruahineauction@hotmail.co.**

## Recollections on the work of Tony Hawkins of 'Hawkins Arms & Engineering' By Maurice Taylor

There is rarely an Auction and never a Black powder shoot where the products of Tony Hawkins of Onehunga don't feature. His Hawkins rifle is as iconic as the Busy Bee and number 8 wire to NZ shooting sports. I worked for Tony doing development work on his later offerings and can thereby give a good account of his activities on our behalf. He was quite remarkable, he was a clerical worker but he wanted to produce rifles, although had no background in gun making or any engineering. No firm would take him on. So he bought tools, read all he could and by dint of trial & error in what he called the "El Muncho Gruncho School of Engineering" taught himself the how toos of barrel making, casting in lost wax, deep hole drilling and hydraulic rifling machinery. His workshop ran with oil and chippings, I mentioned it once, his reply was typical "Its OK, it stops the concrete from rusting".

The Classic Hawkins "Hawken" I had no part in, I believe it was Geoff Lambe who made his wooden stock master which he had cast in aluminium in order to set it up to follow the stylus on his home made dupli-carver machine, the wood some Queensland Maple or similar. All his jigs and tooling were his own make and I think he made every part in his own premises including the curious small nipples. Although he did buy a Dixie percussion hammer to use as a pattern for his wax casting moulds. He ran steel or brass into trees of lost wax ceramic moulds. Whilst not really that true to any original Hawkins style plains rifle his approach was to produce the most simple basic yet good shooting rifle down to a price all could afford. "To get the Jokers shooting!" as he put it. His barrels were bored in house, reamed, button rifled, in either one turn in 20 inch or one in forty to suit ball and short bullet or long 500 or grain conical as the customer preferred. He also offered .577 later.

Doing a lot of re-barrelling on customers imported rifles which had poor performance barrels. Tony's barrels were much influenced by his reading his very dog eared copy of Dr Franklin Mann's "The bullets flight from powder to target". His grooves were wide with narrow lands and in that one most important aspect far surpassed most muzzle loaders on the market.


I came in after the Hawkins and worked on his next offering a pistol gripped half stock along classic .451 target rifle lines which cleverly offered the described calibres and pitches along with a 1 in 18" 38 cal and a 12 bore shotgun, again Geoff Lambe had made up his stock master but I fettled to better proportions and made a pattern for the breech, a proper percussion breach not the side plug drum & nipple style he had used on his Hawkins style. I also worked on the timing of the locks bents. He paid me in barrels which currency I was only too pleased to accept, plus the wasters he threw away, mostly it was stock blanks of the later type. I used one such to stock up an original 24 bore two groove barrel I traded off Ed Smith, the other was a flint rifle made up from an undersized pistol gripped stock. Both of which I've used for many years now, they were made about 1977. The flint being made with a Cawnpore made lock that I had to make a new tumbler for plus I used one of his waster .451 1 in 40". It travelled years doing the US Rendezvous scene and I would describe it as a sort of "New Zealand Poor Boy" (i.e. a plain affair got up cheap), since the "Poor Boy" concept is well understood by American shooters. Though I did shoot a deer in the Karamea river using a 500 grain bomb for want of better. It proved to develop a wandering POI, so a waster for good reason, I re-barrelled it with a .50 cal in Greenville Ohio and after 16 or so years brought it home where its in use still.



**Above and next page-Two rifles made up by Maurice using Hawkins reject blanks**



Incidentally one .450 1 in 22 inch pitch, target rifle I made in the UK and sold to a Mr Gordon Gerrard who shot a 97 at Bisley short range MLAGB Champs and still holds the record I believe. *See picture below.* Ed. I sold many of his barrels in UK and made up shotguns and rifles in the various calibre's chiefly shotgun and .451 1 in 22" calibre's. (I couldn't get the .58s to shoot so well but this was due I gather to being too stingy with the powder loads! ). Tony's dad used to come in and help with fitting parts or packing. Tony proofed any nitro order in a 44 gallon drum and I supplied him with his steel stamps and his eagle Proof mark. All blueing was done in house in a bath of caustic stuff. He was by any definition a workaholic and seemed never to take off his oily & chips boots thus leaving a regular path to the living room. A hole in the ceiling admitted rain, I suggested we fix it but he replied "Naah it doesn't rain much", but I got tiles and fixed it. Our diet was principally fish & chips. Though guns were his passion his most lucrative work was drilling valve parts. His recreations other than these were reading at the City Library and dancing. His teen age son had no interest and must have found it hard. Whatever his failing he was undoubtedly a brilliant self taught engineer and did more for the sport of black powder shooting in New Zealand than any I can think of.



*Gordon Gerrard broke Weigner's 14 year old record in the Lockeridge Huppenbauer using his 'poor man's match rifle' made by Maurice Taylor – S.R. Championships*



*Gerrards record-breaking target*



**Branch Chairman Graham Welford, left,  
presenting the Perham Medal to Gordon Hill**

## **PERHAM AWARD**

### **SOUTH CANTERBURY BRANCH**

The South Canterbury Branch awarded Mr Gordon Hill the Perham Award for services to the branch at their April Auction, in recognition of the many years of untiring service to the branch. In which at times over the years he has held all offices: Chairman, Secretary, Branch Rep and committee member which he still holds.

He has also been on the National management committee, and has been National President 3 times.

He will soon be leaving the district but will remain a member of our branch. Gordon has done an outstanding job in all the roles he undertook.

**AN INTERESTING SMLE No 1 Mk III from Phil Moore**



A couple of years ago I visited a friend who lives in Lithgow. He showed me a MkIII SMLE he has. He has had it for quite a few years and believes that it may have been an apprentice project or a presentation by an apprentice at SAF Lithgow. Various parts are solid brass.



*I've seen brass lower bands before but never the other components in brass, have you? Ed.*

## SOMETHING FOR SMLE COLLECTORS

From Tony Bruce

A WWI 1918 dated Enfield SMLE with Flanders mud flap. The mud flap is marked M&S (Myers & Son) along with the broad arrow. Sling is marked H. G. & R. Ltd 1917. Photos below left.

This was posted on [http://forums.gunboards.com/showthread.php?411173-Bringback-SMLE-1918-RSAF-Enfield-with-original-mud-flap-and-sling&utm\\_source=Community&2Bulletin=&utm\\_medium=Email&utm\\_campaign=Gunboards-Community-Bulletin-2015-09-20](http://forums.gunboards.com/showthread.php?411173-Bringback-SMLE-1918-RSAF-Enfield-with-original-mud-flap-and-sling&utm_source=Community&2Bulletin=&utm_medium=Email&utm_campaign=Gunboards-Community-Bulletin-2015-09-20)



Reproduction Mud Flaps are also available, images below, from: [http://www.ds-solutions.co.uk/product\\_info.php?products\\_id=256](http://www.ds-solutions.co.uk/product_info.php?products_id=256)

These are first quality reproductions of the 'Flanders Flap' muzzle cover for the SMLE Mk3 & 3\*, as issued during the 1st WW to British troops fighting in the trenches of France to keep mud and rain water out of the bore when the rifles were kept in the open and not being fired.

The muzzle covers are made from thin steel and are secured to the left side of the rifle noscap using the transverse noscap screw.

When in the closed position the front flap is held against the muzzle by the coil spring. The top tab of the cover blocks the view through the foresight to make it obvious that it is closed should you attempt to fire the rifle. To bring the rifle into action the flap is just rotated to the left with a finger and the coil spring then holds the flap out of the way on the left clearing both the muzzle and the foresight.

These were declared obsolete and removed and scrapped soon after the end of the 1st WW, and originals are rare.





**MYSTERY OBJECT** (below right), answer please to [oilyrag@xtra.co.nz](mailto:oilyrag@xtra.co.nz)

Last month (below left), first correct answer was provided by Rod Woods, who said: “It is an alignment gauge set for the SMLE, used to set the barrel square to the top of the action”. The lower gauge is usually marked *SQUARE* and is inserted into the rear of the action body, the top gauge marked *PARALLEL* sits on top of the Knox form and a flat on top of the *SQUARE* gauge to confirm that the barrel is correctly aligned to the body.



**FROM THE WWI Cut and paste address or Ctrl + click**

**From Tony Bruce: USAF Museum - Incredible Collection. Maybe the best.**

<http://www.cdsg.org/forums/viewtopic.php?t=381>

**From Tony Bruce: Story of Sergeant York's action in WWI**

<https://www.warhistoryonline.com/war-articles/york-i-hear-you-have-captured-the-whole-german-army-no-sir-only-132.html>

**AN INTERESTING ARTILLERY PIECE from Noel Taylor**

Photo taken at the Military Museum, Athens, Greece.



**CATEGORY :** ARMoured CARRIAGE  
MOBILE  
**TYPE :** KRUPP - SCHUMAN  
**ORIGIN :** GERMANY  
**MODEL :** 1894  
**CALIBRE :** 57 m.m.  
**RANGE :** C. 6.000 m.  
**USE :** USED BY THE CENTRAL  
POWERS DURING THE WORLD  
WAR I. SPOIL OF THE  
HELLENIC ARMY FROM THE  
BULGARIAN ARMY, 1918

**UP COMING EVENTS - If you have dates for events in 2015 or 2016 please advise [oilrag@xtra.co.nz](mailto:oilrag@xtra.co.nz)**

## **2015**

3 & 4 October Ted Rogers Militaria Auction, Kilbirnie, Wellington

7 & 8 November Armistice in Cambridge.

7 & 8 November Taranaki Branch Gun Show, New Plymouth

21 & 22 November Nelson Branch Militaria & Gun Show, Nelson

## **2016**

9 & 10 Jan Northland Invitation Shoot, Oromahoe.

28 February Central Branch Gun Show, Otorohanga.

19 March Canterbury Branch Auction, Christchurch

26 March Kumeu Militari Show, Kumeu, Auckland

2 April Northland Branch Auction and NZAHAA AGM, Whangarei

10 April South Canterbury Branch Auction, Timaru

29 May Ruahine Branch Gun Show.

11 June Hunting, Shooting & Collecting Show, Whangarei

23 July MAMs Gun Show, Christchurch

3 September Ruahine Branch Auction.

10 September Canterbury Branch Auction, Christchurch

12 & 13 Nov Armistice in Cambridge.

**GUNS WHERE ARE THEY ?** *Send me a photo and details of your local guns*

*I am running out of photos of guns and also gun rooms for the Gazette back page (Ed)*



**40 mm Bofors, RSA, Horomatangi Street, Taupo**

**BUY SELL OR SWAP** *List items free for two months*

**\*WANTED:** a one inch or 7/8th inch oct 40 cal barrel blank by any good modern maker, one in 48" pitch or slower considered and I only need 30 or so inch length. Contact Maurice: [taylor.4@xtra.co.nz](mailto:taylor.4@xtra.co.nz).

**\*FOR SALE:** brass front sight protector for the Smidt Rubin rifle \$8 plus postage. I have a photo copied collection of notes or 'Cahiers' by Jean Boudriot . These are very definitive text & drawings in French and cover most all French firearms up to the late 19th c . and were painstakingly copied from the originals of a noted US collector. Contact Maurice: [taylor.4@xtra.co.nz](mailto:taylor.4@xtra.co.nz).

**WANTED:** Finnish Lahti Pistol, prefer matching serial numbers, also Finnish ([SA] stamped) Mosin Nagants. Please phone/text Grant 027 212 9369

**FOR SALE:** Marlin Model 55 Hunter 3 shot bolt action 12ga shotgun. Excellent condition and bore. Please contact Stu for pics and details [bevnstu@clear.net.nz](mailto:bevnstu@clear.net.nz)

**MORE ON JERRY CANS from Noel Taylor**

I read with interest the Jerry Can article contributed by Alan Webster and thought members may be interested in images of other variations of the original jerry Can and information.

See attached photos L to R

Early USA Jerry Can with rare central Cam-lock lid marked on side USMC often confused with standing for US Marine Corps but theirs were marked USN. This USMC stands for the maker, US Metal Container Co; a company in Miami Oklahoma. The bottom is marked CONCO 20-5-42 so an early US WWII example.

Standard US Jerry Can with large central screwed cap based on screw cap of standard US 55 (British 40) gallon fuel drum, marked on side QMC (Quartermaster Corps). Bottom is ICC-5L SAM CO 20-5-45. Known as Can, Gasoline, Military; Steel; 5-Gallon. Other makers include Monarch and Rheem.

US Water Jerry Can over painted white for easy ID. Note enlarged Cam-lock Lid. Markings under handles SAM Co, W (Water), US 42, McCord. No base markings. Special liner for use with water or food like coffee or soup.

British, post war based on original German design. Marked W^D 1952' RIB, CP&F.

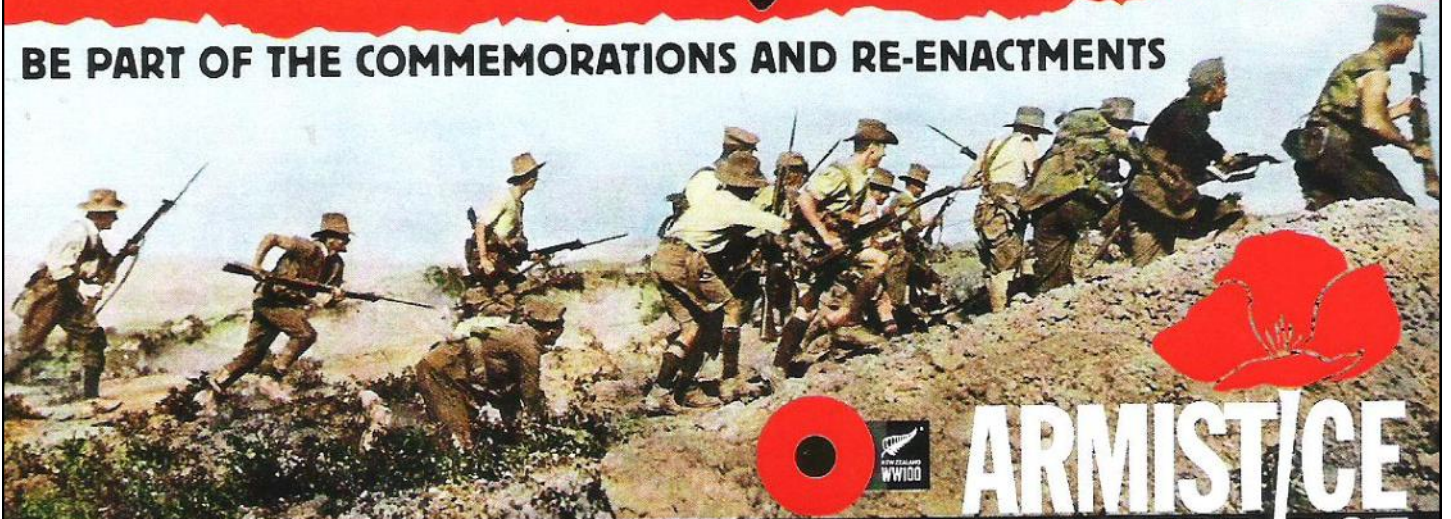
Lower left picture:

Original German Jerry Can photographed in Crete in 2006 whilst retracing my late father's footsteps with the 19<sup>th</sup> NZ Battalion. As dated 1942 would be a re-supply item for the Garrison as the battle was in May 1941.



# Gallipoli 1915-2015

BE PART OF THE COMMEMORATIONS AND RE-ENACTMENTS



**7-8 NOVEMBER 2015**  
**KARAPIRO DOMAIN, CAMBRIDGE**

WAIPA  
HOME OF CHAMPIONS

**ARMISTICE**  
**IN CAMBRIDGE**  
Celebrating New Zealand's military heritage

**Date change**

**SOUTH CANTERBURY BRANCH  
ANNUAL AUCTION AND SWAP DAY.  
PHAR LAP RACEWAY, TIMARU.**

**New date**

**SUNDAY 10 APRIL 2016**

Items for the auction are now being sought.  
Please contact the following:

*Auction Convenor : **Mike Carroll***

*Email – [mcarroll@alliance.co.nz](mailto:mcarroll@alliance.co.nz)*

*Cell phone 027 283 4574*

*Evenings 03 686 0876*

While each item attracts a small listing charge,  
there is

**NO SELLER COMMISSION and NO BUYER COMMISSION**

No other auction in N.Z. can match such favourable  
terms for buyer and seller.

The event is on the day following the Winchester Swap  
Meet. Come and make a weekend of it by attending  
both events.

Our annual Swap Day and Auction has been estab-  
lished over 20 years and is the premier South Island  
club event

**Taranaki Gun Show  
2015**

**PLYMOUTH INTERNATIONAL HOTEL**

**Cnr. Courtenay & Leach Streets**

**New Plymouth**

**7th & 8th NOVEMBER**

**Join us for a great weekend of  
buying, selling and trading**

**To book your tables phone:**

**Andrew Edgcombe**

**06 2789097 - 027 3380840**

**[mg34nz@gmail.com](mailto:mg34nz@gmail.com)**

**Display Tables Free!**

# Northland Branch Auction & NZAHAA AGM

April 2<sup>nd</sup> 2016 in Whangarei

At this time we are looking for quality  
items to go in our auction.

The auction will be limited to 150 lots.

Buyers & Sellers Commission will be 5 %.  
There will be a Tender table on the day.

**Contact:**

**Paul Deeming on 09 4353232 or**

**Email: [gunnerpwd@gmail.com](mailto:gunnerpwd@gmail.com)**



**MILITARIA  
& GUN SHOW**

Saturday 21st & Sunday 22nd November

Saturday: 10am - 5pm  
Sunday: 10am - 4pm

at Nelson Suburban Club & RSA  
Tahunanui Drive

Entry Fee  
Adults: \$5  
Under 15: a gold coin

Hosted by the Nelson branch of the NZAHAA etc  
CONTACT: Paul Sangster - Phone 027 328 5791  
Tim Gladstone - Phone 0800 653 935

## Firearms and Military Books

[www.skennerton.com](http://www.skennerton.com)

Now available directly in NZ at the AUD price in NZD plus GST/P&P

Avoid the expense of importing directly from Australia

The Lee-Enfield (Skennerton)  
Hayes Handgun Omnibus (Hayes & Skennerton)  
The Broad Arrow (Skennerton)  
.577 Snider Enfield Rifles & Carbines (Skennerton)  
Martini Treatise Volume 1 & 2 (Temple & Skennerton)  
The .380 Enfield No2 Revolver HC & PB (Skennerton & Stamps)  
.303 No.4 (T) Sniper Rifle HC (Laidler & Skennerton)  
British Small Arms WW2 (Skennerton)  
Australian Service Machine Guns HC & PB (Skennerton)  
Boxer Cartridge in the British Service (Temple)  
WW1 Armament and the .303 British Cartridge HC & PB (Temple)  
British Machine Gun Cartridges pb (Temple)  
Accurising & Shooting Lee Enfields (Skennerton & Labudda)  
Textbook of Small Arms 1929 (HMSO)  
Treatise on Ammunition 1887 (HMSO)  
List of Changes in British Service sets Volume I-V (War Office)  
Guns of the Gurkhas (John Walter)  
Tin Hat for Tommy (J Anthony Carter)  
Military Ink-The Pen at War (Scott Novzen IMA)  
Identification Manual on the .303 British Service Cartridge (Temple)  
A Sure Defence - Bowie Knife book (Burton)  
Winchester Catalogue No 83 (WRA Co)  
Collector Magazine (back copies) 1-29  
Sparrow Force DVD/CD set (Skennerton)  
Plus most of the SAIS #1-24

Full List at <http://gunshows.co.nz/wordpress/>

All enquiries to NZ Distributer Graeme Barber  
of Mainland Arms and Militaria Shows Ltd  
ph 027 435 1940

[graeme.woodend@xtra.co.nz](mailto:graeme.woodend@xtra.co.nz)

## 3rd Annual Kumeu Militaria Show Saturday 26th March 2016

New Zealand Defence Force  
Historical Re-enactment  
NZ's Largest Gun Show  
Military Vehicles - Militaria Displays  
Vendors & Sale Tables - Expert Valuers  
Entertainment for the entire Family

**Open To Public 9am-5pm**

Adults \$10, Under 12's Free

Contact: Danny 021 336 207 &

Clayton 021 034 0605 or email on

[kumeumilitariashow@gmail.com](mailto:kumeumilitariashow@gmail.com)

**Kumeu Show Grounds**

Access Road, Kumeu, Auckland.

'Supporting those that serve our country &  
promoting an interest in our Military History'

FREE PARKING & EFTPOS On-site

